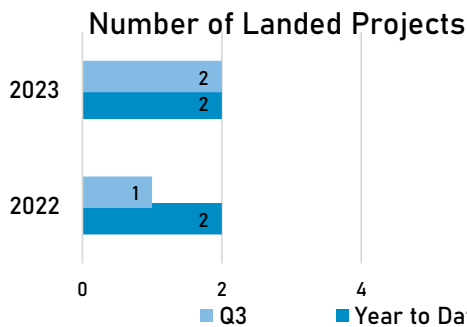


## GOAL

Create, grow and recruit businesses, jobs and investment in Sarpy County

### Landed Projects



**Capital Investment**  
**\$65,000,000**

YTD: \$65,000,000

**Total Jobs**  
**50**

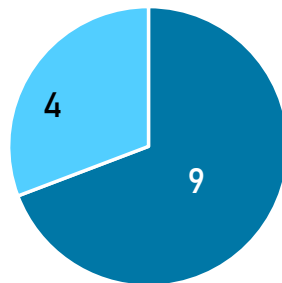
50 New Jobs | 0 Retained Jobs



### Project Pipeline

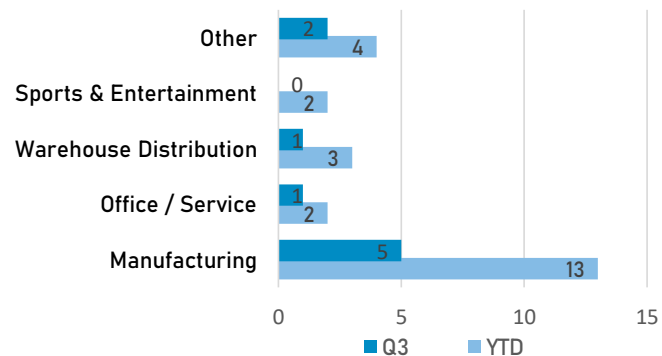
**13 Opportunities - Q3**

9 New to Market | 4 Existing Business



■ New to Market / Start Up  
■ Retention / Expansion

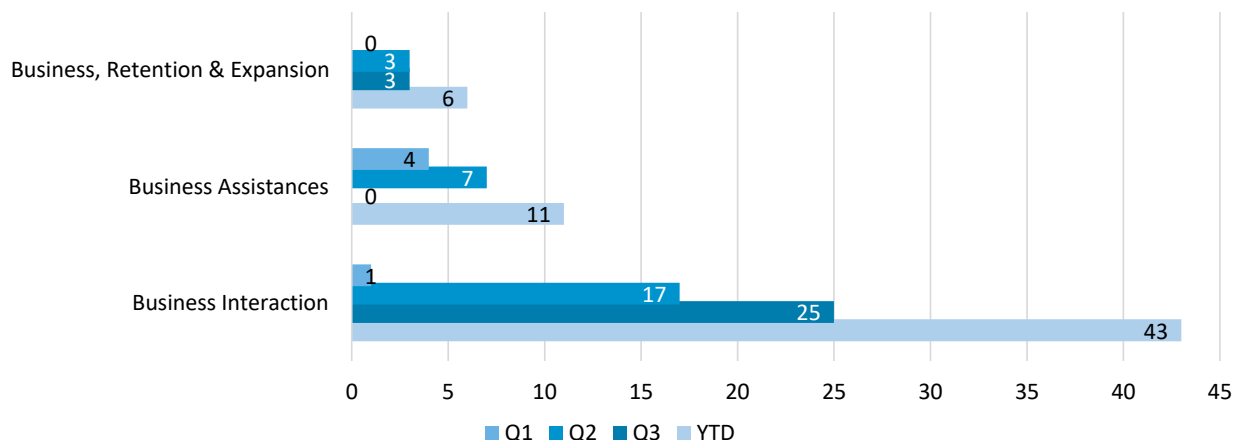
**New to Market Project Type**



**0 Prospect Visits - Q3**

4 YTD

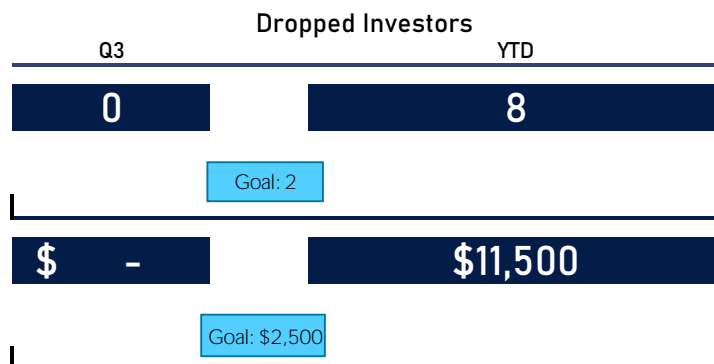
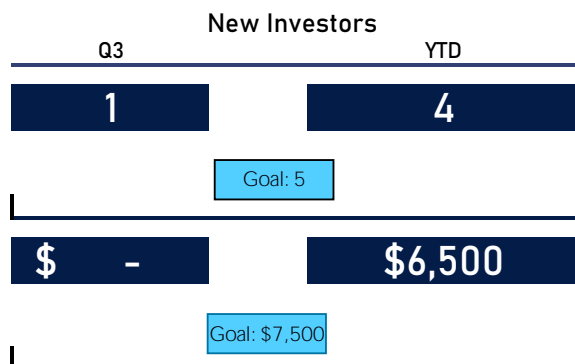
### Business Interactions



# GOAL

Deliver relevant and high quality member programs, events, services and information

## Investor Base



## Event Engagement

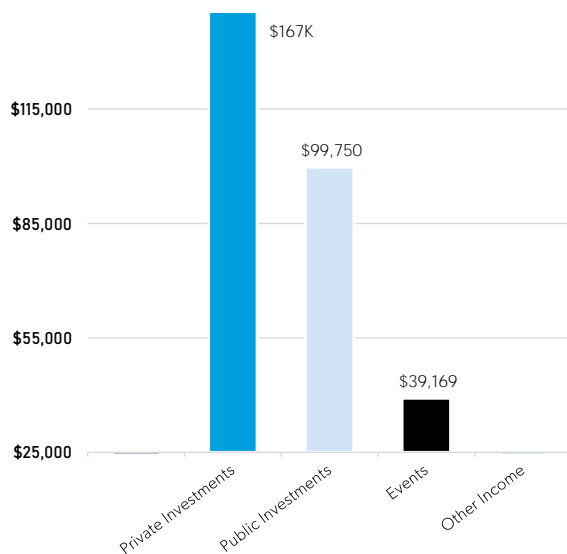
**Investor Engagement**  
 (280) Annual Meeting  
 (42) 1st Qtr. Investor Meeting  
 (16) Happy Hour  
 (50) 2nd Qtr. Investor Meeting  
 (10) Happy Hour



**Board Member Engagement**  
 (37) Board Meeting (March)  
 (26) Board Meeting (June)  
 (38) Board Meeting (September)

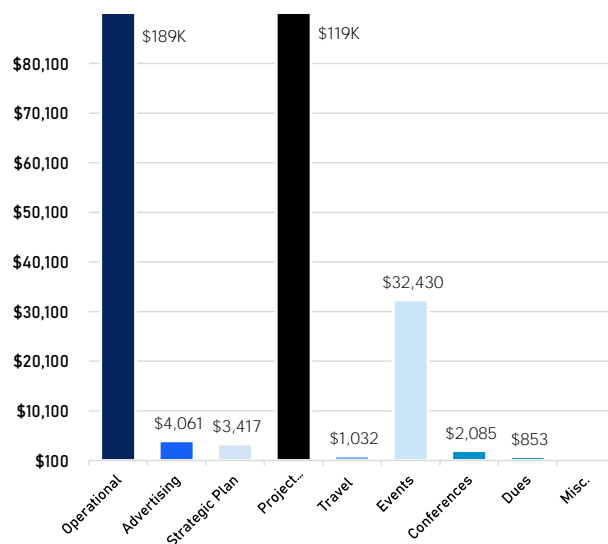
## Organizational Resources

Revenue **\$439,725**



Total Revenue Budget: \$339,600

Expenses **\$373,458**



Total Expense Budget: \$453,110

## Strategic Meetings

	Q3	YTD
Speaking Engagements	0	6
Community Interactions	11	50
Site Investigation & Project Meetings	5	41
Investor Relation Meetings	14	59

Q3 Report - 2023