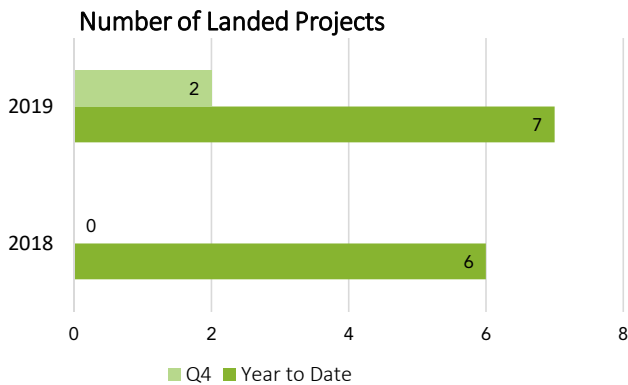


GOAL

Create, grow and recruit businesses, jobs and investment in Sarpy County

Landed Projects



Capital Investment - Q4
\$85,700,000
 YTD: \$738,426,859

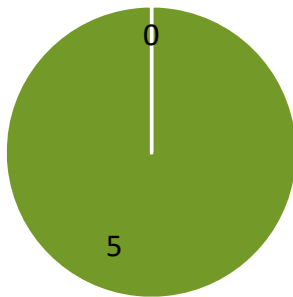
Total Jobs - Q4
275
 275 New Jobs | 0 Retained Jobs
 YTD: 387 New Jobs | 40 Retained Jobs



Project Pipeline

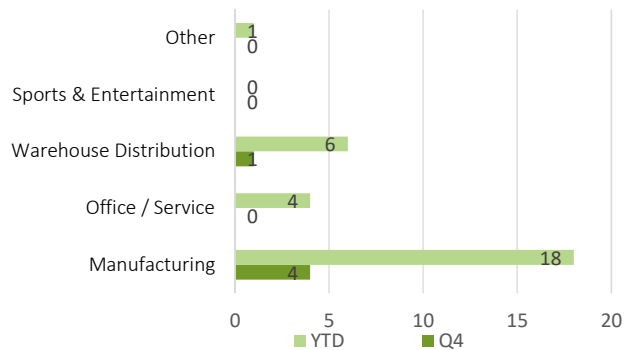
5 Opportunities - Q4

5 New to Market | 0 Existing Business
 YTD: 29 New to Market | 6 Existing Business



■ New to Market / Start Up
 ■ Retention / Expansion

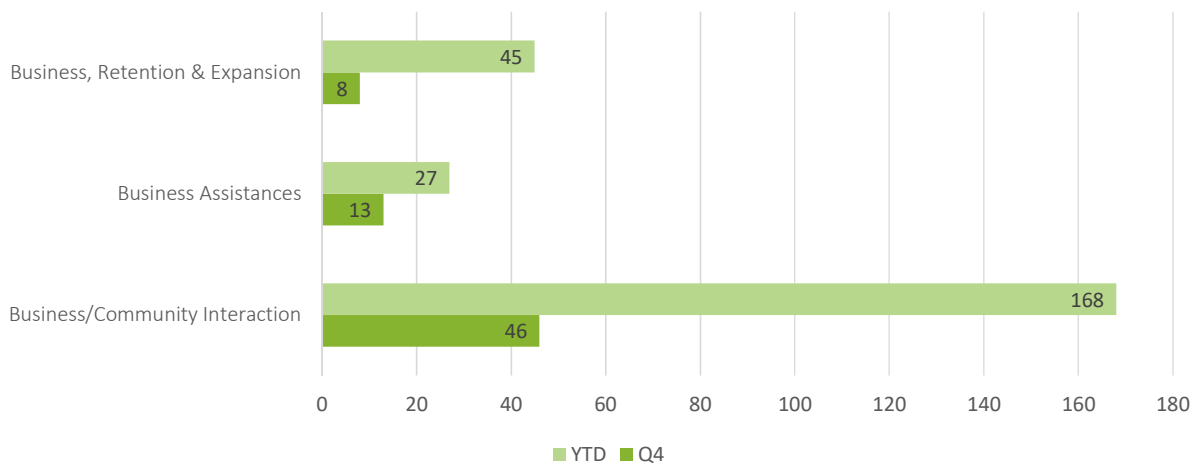
New to Market Project Type



0 Prospect Visits - Q4

YTD: 5

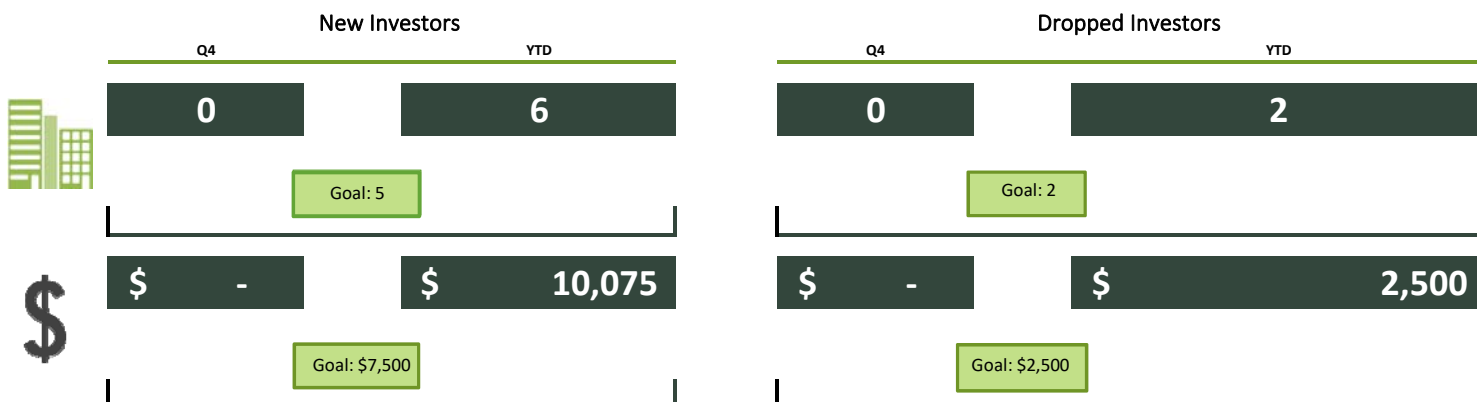
Business Interactions



GOAL

Deliver relevant and high quality member programs, events, services and information

Investor Base



Event Engagement

Investor Engagement

- (264) Annual Meeting
- (29) 1st Qtr. Committee Meetings
- (57) 1st Qtr. Investor Meeting
- (32) Happy Hour
- (60) VIP Reception
- (32) 2nd Qtr. Committee Meeting:
- (43) 2nd Qtr. Investor Meeting
- (34) Happy Hour
- (29) 3rd Qtr. Committee Meetings
- (63) 3rd Qtr. Investor Meeting
- (46) 4th Qtr. Committee Meetings



Board Member Engagement

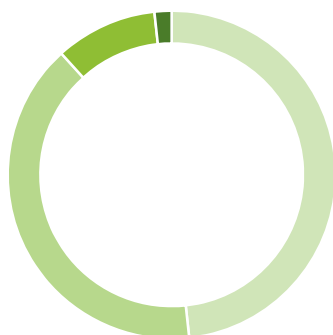
- (35) Board Meeting (March)
- (30) Board Meeting (June)
- (28) Board Meeting (September)
- (25) Board Meeting (November)

Organizational Resources

Revenue

\$319,815

- Private Investments
- Public Investments
- Events
- Other Income

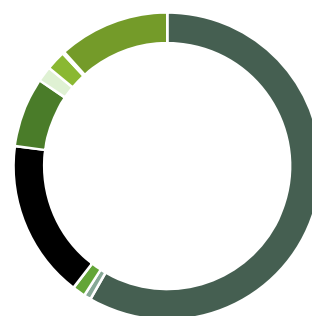


Total Revenue Budget: \$355,275

Expenses

\$391,255

- Salaries/Fringe Benefits
- Meals/Entertainment
- Professional & Legal Fees
- Project Investments
- Events/Meetings
- Training/Registrations
- Travel
- Dues & Subscriptions
- Operations



Total Expense Budget: \$448,438

Strategic Meetings

	Q4	YTD
Speaking Engagements	7	37
Site Investigation & Development TAG Meetings	9	49
Investor Relation Meetings	8	29