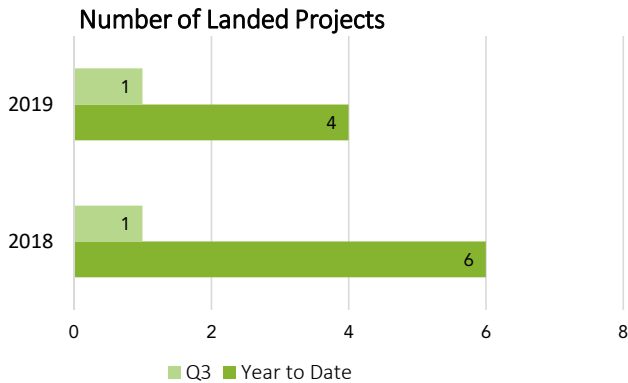


GOAL

Create, grow and recruit businesses, jobs and investment in Sarpy County

Landed Projects



Capital Investment - Q3
\$10,000,000
 YTD: \$17,726,859

Total Jobs - Q3
0

0 New Jobs | 0 Retained Jobs

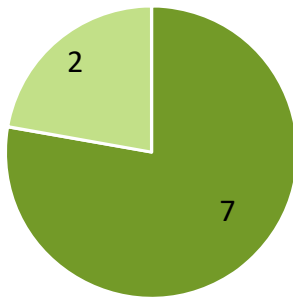
YTD: 12 New Jobs | 40 Retained Jobs



Project Pipeline

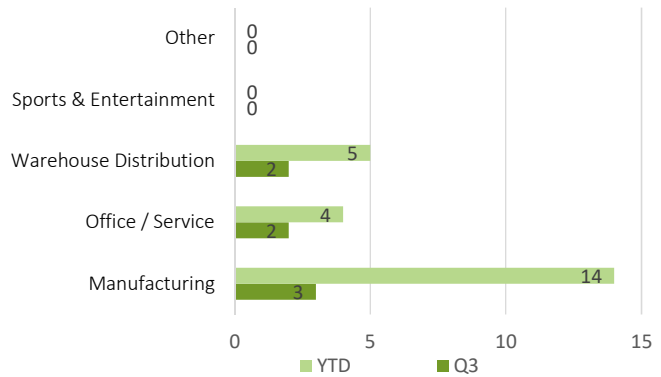
9 Opportunities - Q3

7 New to Market | 2 Existing Business
 YTD: 23 New to Market | 6 Existing Business



■ New to Market / Start Up
 ■ Retention / Expansion

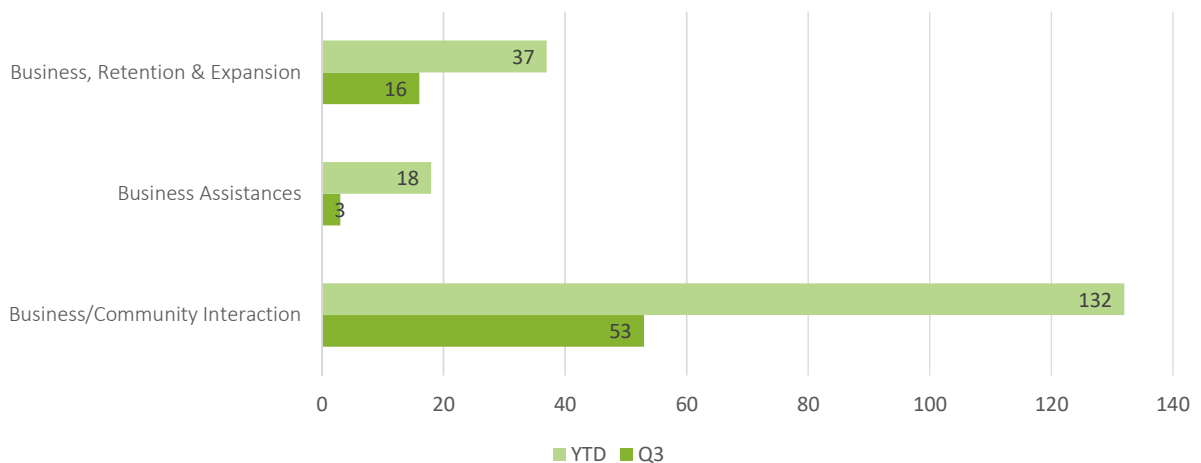
New to Market Project Type



1 Prospect Visits - Q3

YTD: 5

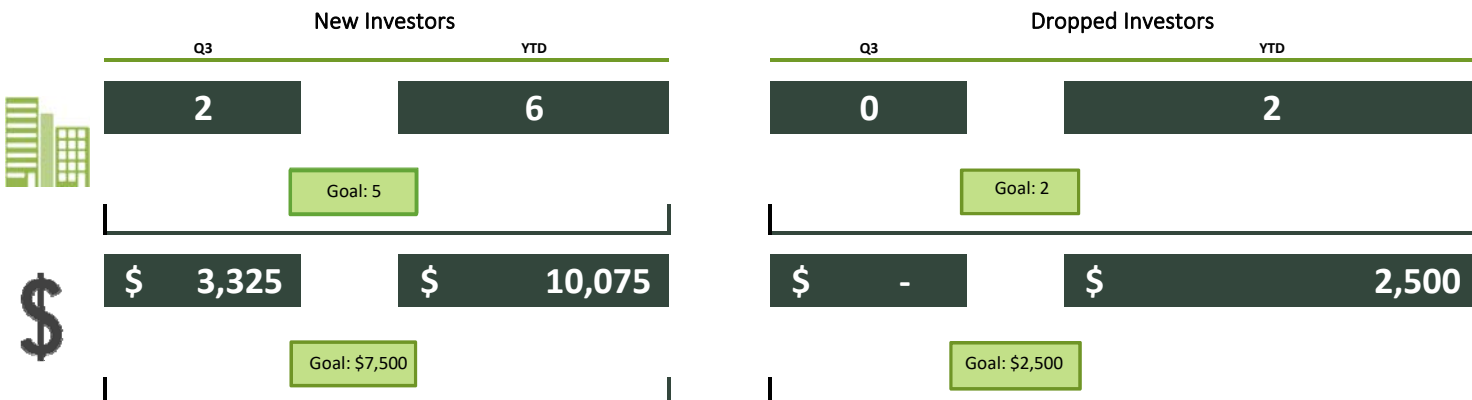
Business Interactions



GOAL

Deliver relevant and high quality member programs, events, services and information

Investor Base



Event Engagement

Investor Engagement

- (264) Annual Meeting
- (29) 1st Qtr. Committee Meetings
- (57) 1st Qtr. Investor Meeting
- (32) Happy Hour
- (32) 2nd Qtr. Committee Meetings
- (43) 2nd Qtr. Investor Meeting
- (34) Happy Hour
- (29) 3rd Qtr. Committee Meetings



Board Member Engagement

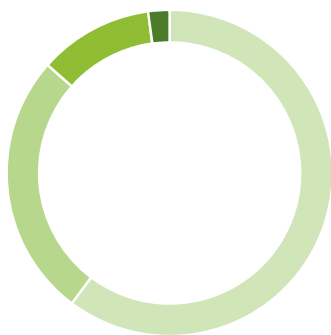
- (35) Board Meeting (March)
- (30) Board Meeting (June)
- (28) Board Meeting (September)

Organizational Resources

Revenue

\$254,272

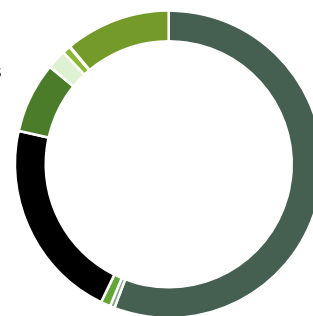
- Private Investments
- Public Investments
- Events
- Other Income



Expenses

\$290,021

- Salaries/Fringe Benefits
- Meals/Entertainment
- Professional & Legal Fees
- Project Investments
- Events/Meetings
- Training/Registrations
- Travel
- Dues & Subscriptions
- Operations



Total Revenue Budget: \$355,275

Total Expense Budget: \$448,438

Strategic Meetings

	Q3	YTD
Speaking Engagements	7	22
Site Investigation & Development TAG Meetings	16	48
Investor Relation Meetings	4	23