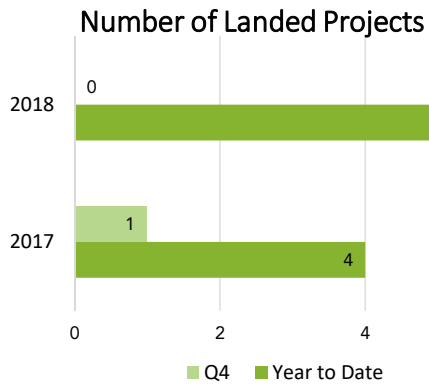


# GOAL

## Create, grow and recruit businesses, jobs and investment in Sarpy County

### Landed Projects



**Capital Investment - YTD**  
\$1,246,960,000

Q4: \$0

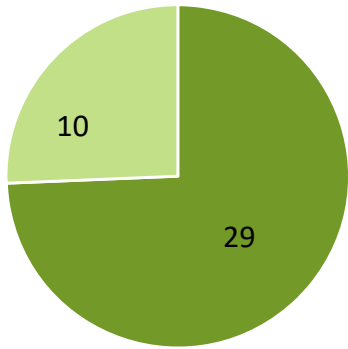
**Total Jobs - YTD**  
365 Total Jobs

240 New Jobs | 125 Retained Jobs  
Q4: 0 Total Jobs



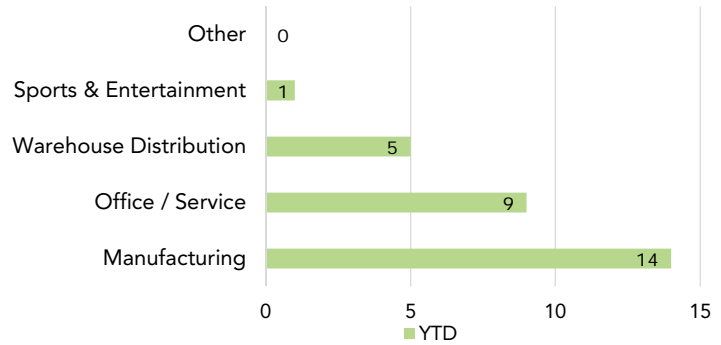
### Project Pipeline

**39 Opportunities - YTD**  
Q4: 8



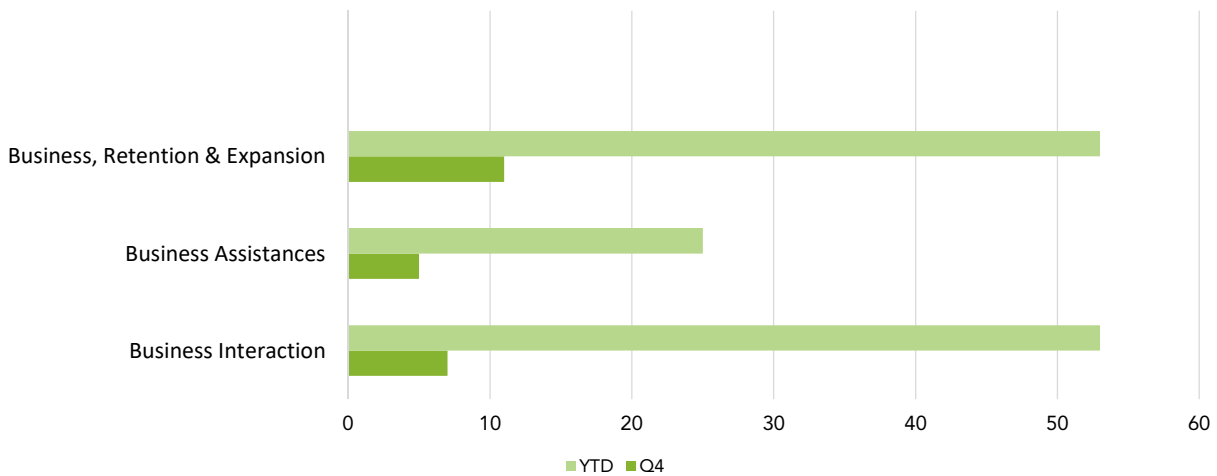
■ New to Market / Start Up  
■ Retention / Expansion

**New to Market Project Type**



**18 Prospect Visits - YTD**  
Q4: 7

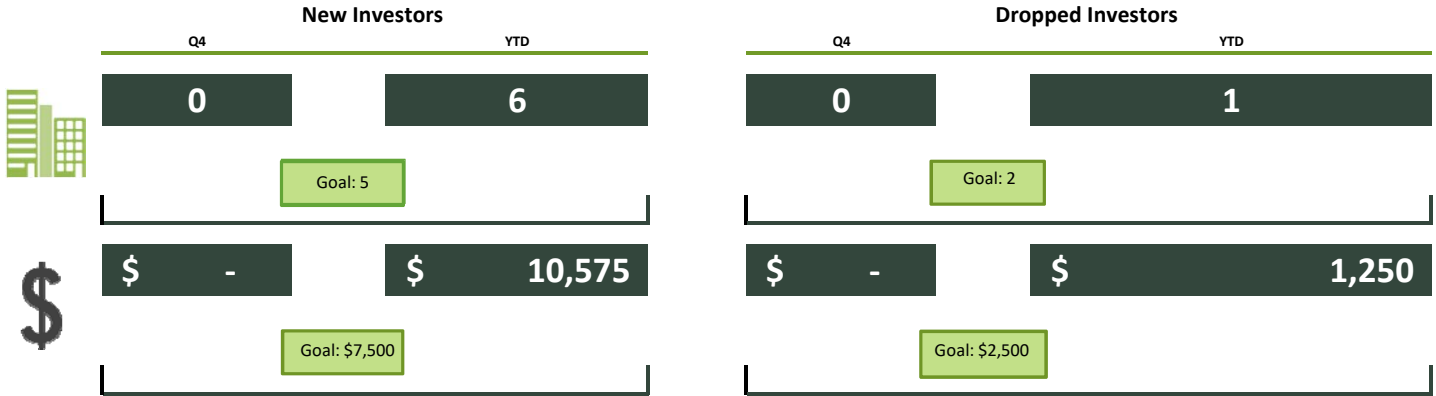
### Business Interactions



# GOAL

## Deliver relevant and high quality member programs, events, services and information

### Investor Base



### Event Engagement - YTD

#### Investor Engagement

- (245) Annual Meeting
- (71) Investor Meeting (April)
- (50) Investor Meeting (July)
- (62) Investor Meeting (October)



#### Board Member Engagement

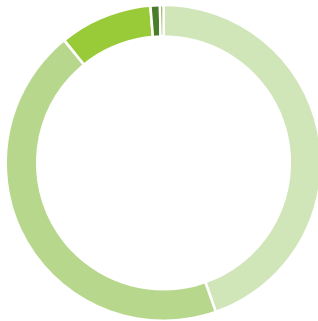
- (34) Board Meeting (March)
- (39) Board Meeting (June)
- (34) Board Meeting (September)
- (36) Board Meeting (November)
- (10) Committee Planning Meeting

### Organizational Resources - YTD

#### Revenue

\$401,241

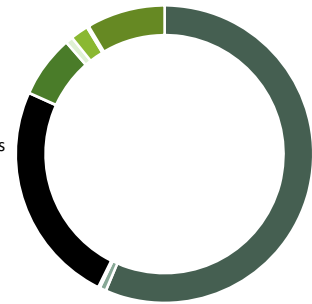
- Private Investments
- Public Investments
- Events
- Reimbursements
- Interest



#### Expenses

\$367,607

- Salaries/Fringe Benefits
- Meals/Entertainment
- Professional & Legal Fees
- Project Investments
- Events/Meetings
- Training and Registrations
- Travel/Lodging
- Dues & Subscriptions
- PayPal Fees
- Operations



Total Revenue Budget: \$331,250

Total Expense Budget: \$430,210.00

### Strategic Meetings - YTD

Speaking Engagements	20
Site Investigation & Development TAG Meetings	82
Investor Relation Meetings	61