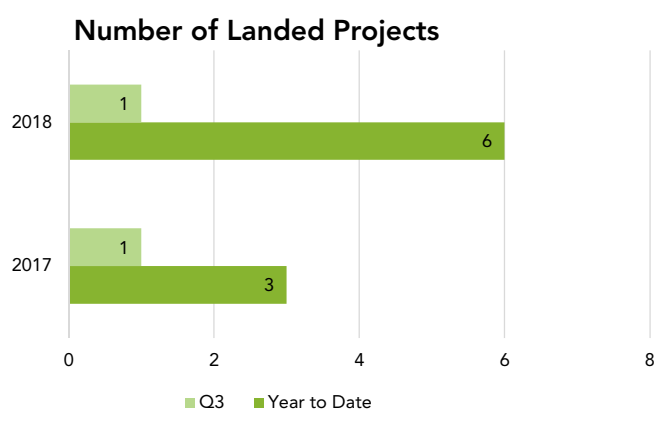


GOAL Create, grow and recruit businesses, jobs and investment in Sarpy County

Landed Projects

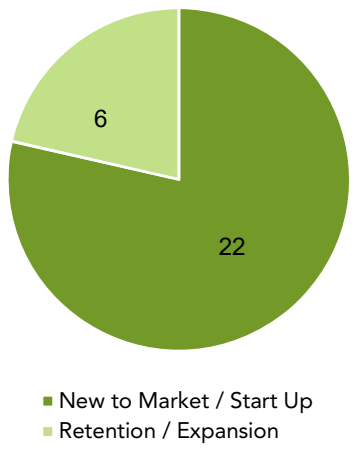


Capital Investment - YTD
\$1,246,960,000
 Q3: \$40,000,000

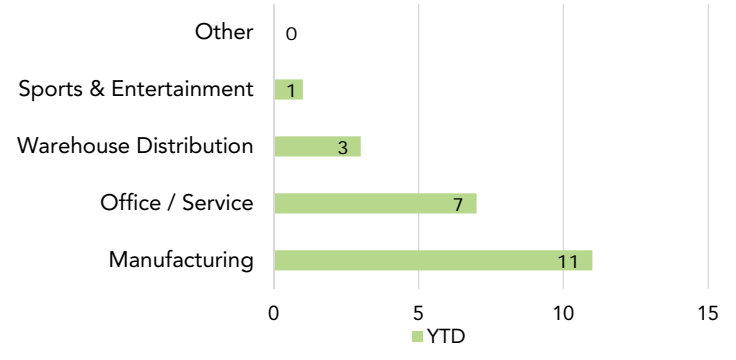
Total Jobs - YTD
365 Total Jobs
 240 New Jobs | 125 Retained Jobs
 Q3: 90 Total Jobs

Project Pipeline

28 Opportunities - YTD
Q3: 6

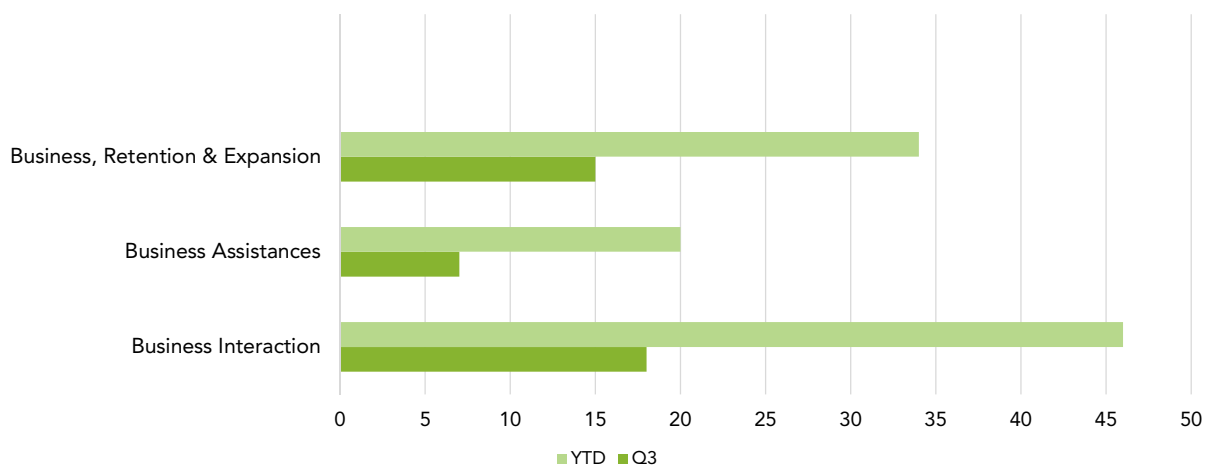


New to Market Project Type



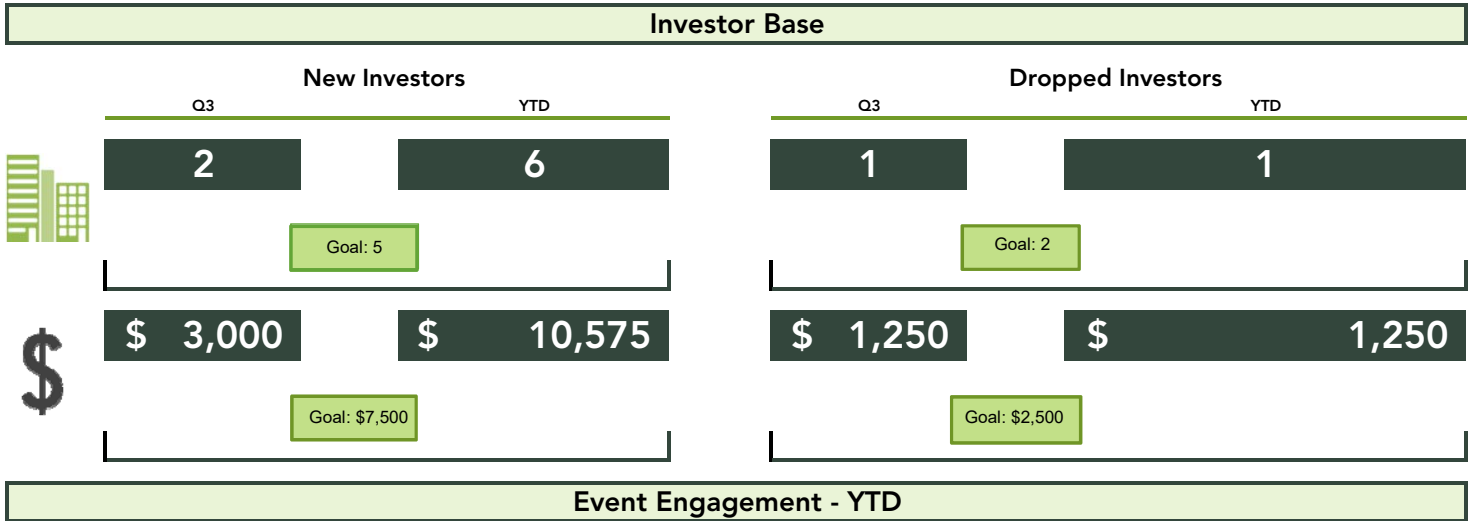
10 Prospect Visits - YTD
Q3: 2

Business Interactions



GOAL

Deliver relevant and high quality member programs, events, services and information



Event Engagement - YTD

Investor Engagement

(245) Annual Meeting
 (71) Investor Meeting (April)
 (50) Investor Meeting (July)
 (79) Investor Meeting (October)



Board Member Engagement

(34) Board Meeting (March)
 (39) Board Meeting (June)
 (34) Board Meeting (September)

Organizational Resources - YTD

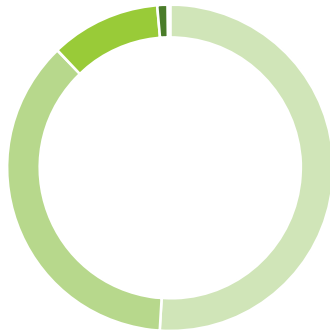
Revenue

\$259,871

Expenses

\$284,478

- Private Investments
- Public Investments
- Events
- Reimbursements
- Interest



- Salaries/Fringe Benefits
- Meals/Entertainment
- Professional & Legal Fees
- Project Investments
- Events/Meetings
- Training and Registrations
- Travel/Lodging
- Dues & Subscriptions
- PayPal Fees
- Operations



Total Revenue Budget: \$331,250

Total Expense Budget: \$430,210.00

Strategic Meetings - Q3

Speaking Engagements	7
Site Investigation & Development TAG Meetings	24
Investor Relation Meetings	14