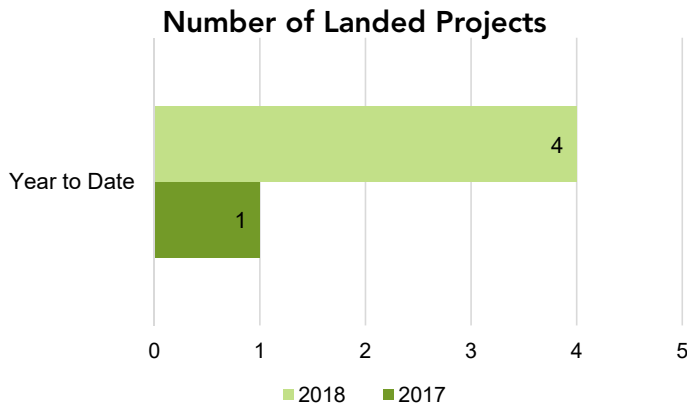


GOAL Create, grow and recruit businesses, jobs and investment in Sarpy County

Landed Projects



Capital Investment - YTD
\$723,260,000
 Q1: \$723,260,000

Total Jobs - YTD
225 Total Jobs

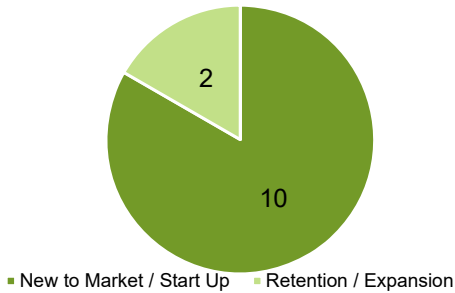
220 New Jobs | 5 Retained Jobs
 Q1: 225 Total Jobs



Project Pipeline

12 Opportunities - YTD

Q1: 12



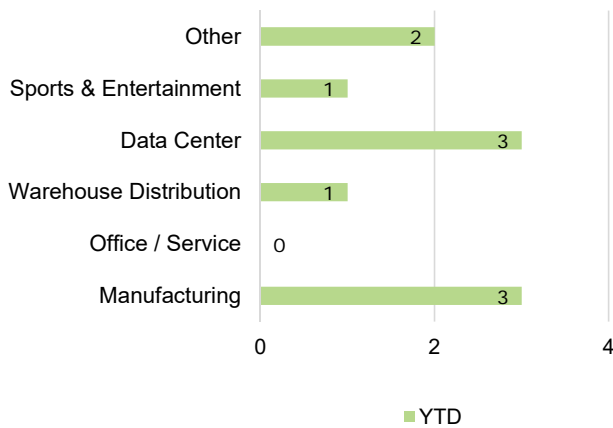
4 Prospect Visits - YTD

Q1: 4

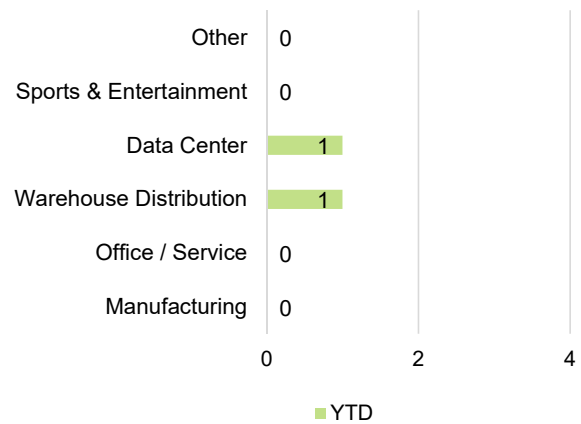


Project Type

New to Market



Retention Expansion



Goal: 40 projects
 3 Existing Business Visits | Goal: 50 Existing Business Visits

GOAL

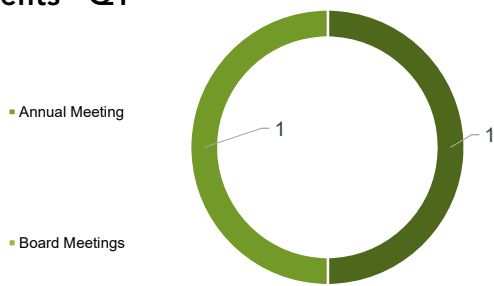
Deliver relevant and high quality member programs, events, services and information

Investor Base



Event Engagement

Events - Q1



312 Board Members & Members Participation Q1

245 Annual Meeting
42 Board Meeting (March)

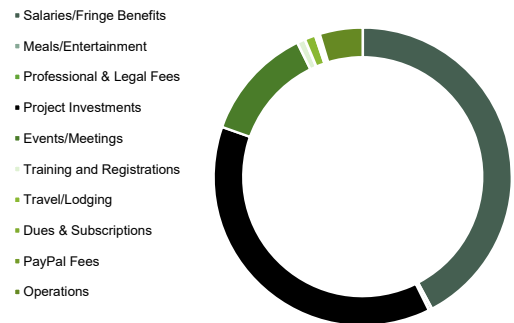
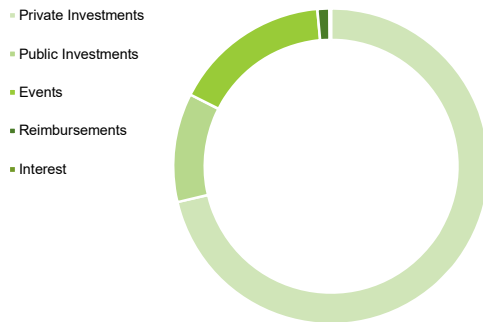
Organizational Resources

Revenue - Q1

\$163,691

Expenses - Q1

\$127,521



Total Revenue Year to Date: \$163,690.80
Total Revenue Budget: \$331,250

Total Expenses Year to Date: \$127,521.47
Total Expense Budget: \$430,210.00

Strategic Meetings

Business, Assistance, Retention & Expansion Meetings	3
Speaking Engagements	3
Site Investigation & Development TAG Meetings	21
Investor Relation Meetings	28